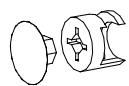
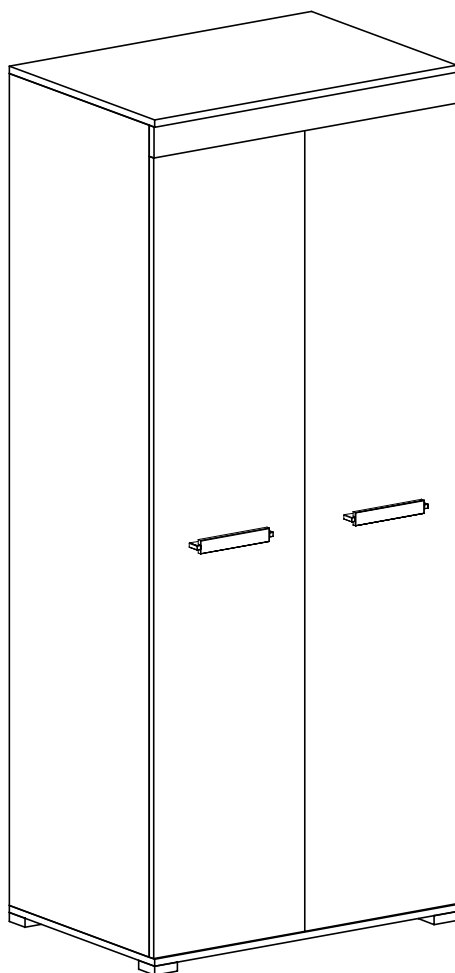
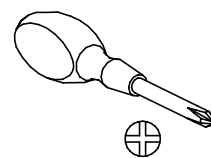

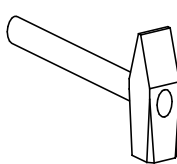
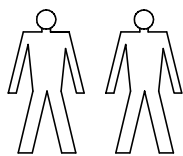


# M-15

## Szafa 80

# INSTRUKCJA MONTAŻU

Narzędzia potrzebne do montażu



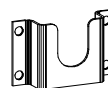
K-5 St.



Z-1 St.



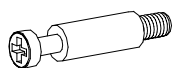
L-2 St.



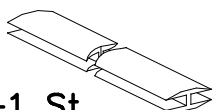
J-2 St.



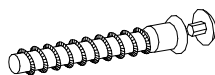
T-8 St.  
3x16



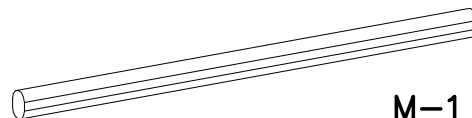
N-5 St.



H-1 St.



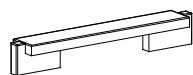
A-8 St.



M-1 St.



S-4 St.  
4x27



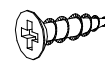
U-2 St.



K-8 St.  
4x30



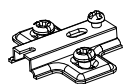
D-6 St.




G-12 St.  
3,5x16



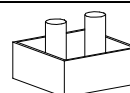
E-60 St.



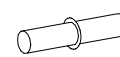
C-6 St.



B-16 St.



R-4 St.



P-4 St.

